



### District Report Card: 2017


<b>State:</b> Jammu And Kashmir	<b>District:</b> Shopian
<b>Class:</b> 8	<b>Subject:</b> Language
<b>Schools:</b> 45	<b>Students:</b> 355


### Participation/Coverage


#### Students

<b>GENDER</b> 	Boys		Girls	
	Number	%	Number	%
	161	45.35	194	54.65

<b>AREA</b> 	Rural		Urban	
	Number	%	Number	%
	355	100.00	0	0.00

<b>CATEGORY</b> 	SC		ST		OBC		GEN	
	Number	%	Number	%	Number	%	Number	%
	12	3.38	63	17.75	1	0.28	279	78.59

<b>CWSN</b> 	LD	VI	HI	S&LD	ID	Oth
	0	0	0	0	0	0

<b>Management</b> 	Government		Government-aided	
	Number	%	Number	%
	355	100.00	0	0.00

### Average Performance of Students in Language (%)

Overall	Gender		Area		Management		Social Group			
	Male	Female	Rural	Urban	Govt.	Aided	SC	ST	OBC	GEN
13.82	16.56	11.55	13.82	0.00	13.82	0.00	16.11	13.12	6.67	13.91

### Performance on Learning Outcomes (LOs)

Learning Outcomes	Description	Average Performance(%)
L813	Read textual/non-textual materials with comprehension and identifies the details, characters, main idea and sequence of ideas and events while reading	13.82

Range of Performance of Students who Answered Correctly							
Below 30%		30% - 50%		50% - 75%		Above 75%	
Number	%	Number	%	Number	%	Number	%
321	90.42	33	9.30	1	0.28	0	0.00

### Lowest Performing Learning Outcomes (LOs)

1 - Read textual/non-textual materials with comprehension and identifies the details, characters, main idea and sequence of ideas and events while reading (13.82)